

BILLET

INDOOR HONEYCOMB OPAL - INTEGRAL

bold
lighting



The Billet family of products allows you to achieve uniformity throughout indoor and outdoor spaces while maintaining the same optical performance, light consistency, and overall aesthetics.

The Billet Honeycomb was designed to provide unmatched performance and a decorative aesthetic while maintaining minimal glare. The Billet confidently delivers a flawless light distribution and a beautifully finished product.

CONSTRUCTION

Product Type : Linear
Body Material : Extruded Aluminum
Body Finish : Black / Grey / White / Custom RAL
IP Rating : IP44
Chicago plenum rated

INSTALLATION

Environment : Dry / Damp Location
Mounting : Ceiling Recessed (Trim & Trimless) / Wall Recessed (Trim & Trimless) Millwork / Surface Mounted / Pendant
Dimensions : Refer to dimension table

OPTICS

Optical Distribution : Lambertian
Glare Control : UGR<19

LIGHT SOURCE

Direct Light Source : Mid-power LEDs
Luminous Output : from 175lm/ft. to 755lm/ft. (Delivered)
Light Source CCT : 2700K / 3000K / 3500K 4000K / Tunable White (2700K-5000K)
Color Rendering Index : Ra90
Lifetime : L80 B10 @ 70,000 Hrs

ELECTRICAL

Input Voltage : 120V / UNV 120-277V - 50Hz/60Hz
Load : 5W/ft. to 20W/ft.
Output Type : Constant Current
Driver Type : Integral
Dimming : 0-10V / DALI / ELV / DMX / Lutron Hi-Lume
Code Compliance : ETL / CSA / CE

Series	Mounting	Nominal Length ¹
BXO	R Recessed with Trim	12 12"
	T Recessed Trimless	24 24"
	S Surface Mounted	36 36"
	P Pendant	48 48"
	M Millwork	60 60"

For custom lengths and shapes, consult factory.
 For exact lengths refer to dimensions table.

Code example: **BXO-P12W-L1B-W-L927-0**

Body Finish	Output	Voltage	Dimming	Baffles	Beam Angle	CRI	Color Temp	Emergency
B Black	L² 185lm/ft (5W)	1 120V U⁴ Universal 120 to 277V	A No Dimming	W Flat White	L Opal	9 +90	27 2700K	0 No
G Grey	M² 375lm/ft (10W)		B 0-10V to 1%	B Flat Black			30 3000K	9⁶ 90 mins
W White	H² 560lm/ft (15W)		D DALI to 1%	N Black Nickel			35 3500K	
X Custom RAL	V² 715lm/ft (20W)		E ELV Dimming	C Specular Chrome			40 4000K	
	U³ 390lm/ft (10W)	F DMX	E Diffuse Gold	TW 2700K - 5000K				
	A³ 755lm/ft (20W)	G⁵ LUTRON	X Custom					

Notes:
¹ 6" length increments available as a modification.
² Denotes output at 3000K, unless otherwise noted.
³ Denotes output specific to Tunable White at full on.
⁴ Not applicable for ELV dimming.
⁵ Hi-lume, Vive, and Athena compatible.
⁶ Not applicable for integral driver.

Consult factory for lead-times.
 Consult factory for systems using multiple optics and mounting configurations.

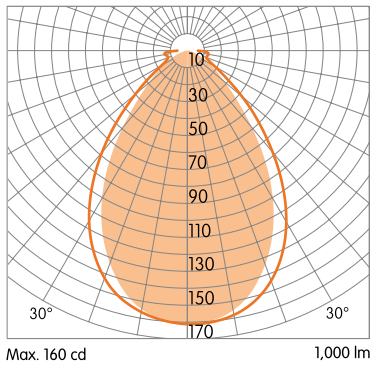


Bold Lighting
 4710 Ecton Dr., Marietta, GA 30066, USA
 info@boldlighting.us www.boldlighting.us t: +1-678-903-4061

DIFFUSE DISTRIBUTION



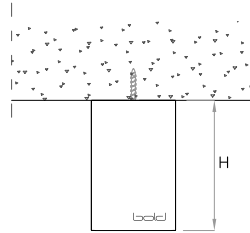

70° Beam Angle (Diffuse distribution)



The diffuse distribution is the most versatile distribution for general lighting. It offers a soft and even illumination on both horizontal and vertical surfaces.

MOUNTING FLEXIBILITY

SURFACE MOUNTED

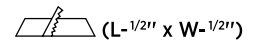
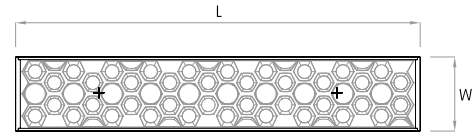


Actual

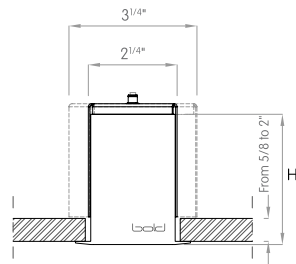
L= 12¹/₈" | 23¹⁵/₁₆" | 35³/₄" | 47⁹/₁₆" | 59³/₈" | Continuous runs

W= 2³/₁₆"

H= 3³/₈"



RECESSED WITH TRIM

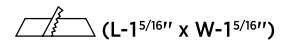
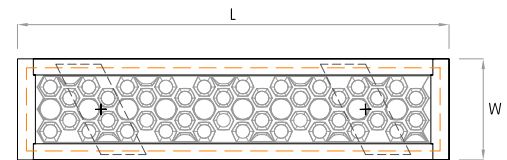


Actual

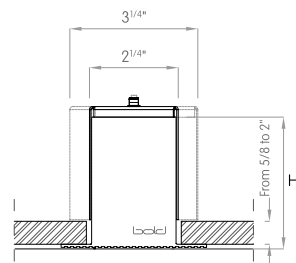

L= 12¹⁵/₁₆" | 24³/₄" | 36¹/₂" | 48³/₈" | 60³/₁₆" | Continuous runs

W= 3"

H= 3³/₈"



RECESSED TRIMLESS

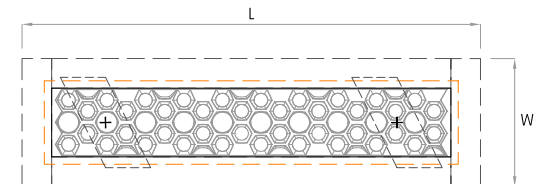


Actual

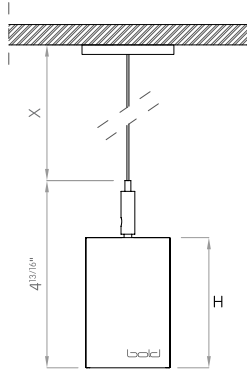
L= 13¹¹/₁₆" | 25¹/₂" | 37⁵/₁₆" | 49¹/₈" | 60¹⁵/₁₆" | Continuous runs

W= 3³/₄"

H= 3³/₈"



MOUNTING FLEXIBILITY



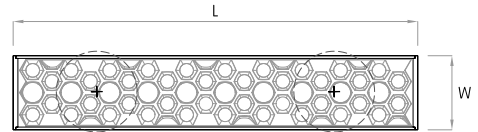
Actual

L= 12¹/₈" | 23¹⁵/₁₆" | 35³/₄" | 47⁹/₁₆" | 59³/₈" | Continuous runs

W= 2³/₁₆"

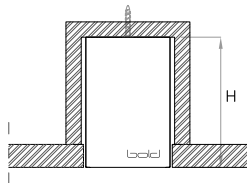

H= 3³/₈"

X= 59" or 118"



Note: Pendants are provided with a default 5ft gray electric feed. Please request a modification if a different length or color is required.

(L+¹/₈" x W+¹/₈")

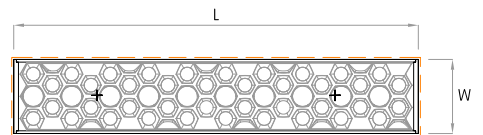


Actual

L= 12¹/₈" | 23¹⁵/₁₆" | 35³/₄" | 47⁹/₁₆" | 59³/₈" | Continuous runs

W= 2³/₁₆"

H= 3³/₈"



DELIVERED LUMEN OUTPUT

Per Linear Foot

Output Watts CRI +90

STATIC-WHITE		2700K	3000K	3500K	4000K
L	5W	175 lm	185 lm	190 lm	195 lm
M	10W	355 lm	375 lm	385 lm	390 lm
H	15W	530 lm	560 lm	575 lm	590 lm
V	20W	680 lm	715 lm	740 lm	755 lm

TUNABLE WHITE 2700K-5000K		2700K	5000K
U	10W	355 lm	390 lm
A	20W	680 lm	755 lm

DIMENSIONS TABLE

		12"		24"		36"		48"		60"				
		Height		Width		Actual Length								
Surface Mounted	mm	Inch	mm	Inch	mm	Inch	mm	Inch	mm	Inch	mm	Inch		
		85	3 3/8	55	2 3/16	308	12 1/8	608	23 15/16	908	35 3/4	1208	47 9/16	1508
Recessed with Trim	85	3 3/8	75	3	328	12 15/16	628	24 3/4	928	36 1/2	1228	48 3/8	1528	60 3/16
Recessed Trimless	85	3 3/8	95	3 3/4	348	13 11/16	648	25 1/2	948	37 5/16	1248	49 1/8	1548	60 15/16
Pendant	85	3 3/8	55	2 3/16	308	12 1/8	608	23 15/16	908	35 3/4	1208	47 9/16	1508	59 3/8
Millwork	85	3 3/8	55	2 3/16	308	12 1/8	608	23 15/16	908	35 3/4	1208	47 9/16	1508	59 3/8

